



Go Further

ford.com

VEHICLE DESCRIPTION

2017 EXPLORER XLT 4WD
112.6" WHEELBASE
3.5L TI-VCT V6 ENGINE
6-SPEED AUTO TRANSMISSION

EXTERIOR
WHITE PLATINUM MET TRI-COAT
INTERIOR
DK EARTH GRAY LTH/SUEDE STS

HG D50894

STANDARD EQUIPMENT INCLUDED AT NO EXTRA CHARGE			
EXTERIOR	INTERIOR	FUNCTIONAL	SAFETY/SECURITY
• DOOR HANDLES - BODY COLOR	• 1TOUCH UP/DOWN DR/PASS WIN	• BRAKES, 4-WHEEL DISC/ABS	• ADVANCETRAC WITH RSC
• EASY FUEL CAPLESS FILLER	• 2ND ROW 60/40 FOLD FLAT	• CURVE CONTROL	• AIRBAGS - DUAL STAGE FRONT
• EXHAUST TIPS - CHROME	• 3RD ROW - 50/50 FOLD FLAT	• HILL START ASSIST	• AIRBAGS - FRONT SEAT
• FOG LAMPS-LED	• CARPETED FLOOR MATS	• INTELLIGENT ACCESS W/PUSH	• MOUNTED SIDE IMPACT
• HEADLAMPS - AUTOMATIC	• CRUISE CONTROL	• BUTTON START	• AIRBAGS - SAFETY CANOPY
• LED SIGNATURE LIGHTING	• DUAL ILLUM VANITY MIRRORS	• MYKEY	• FRONT PASS. KNEE AIRBAG
• MIRRORS - PWR/HTD/MAN FOLD	• LEATHER SHIFT KNOB	• POWER STEERING W/EPAS	• FRT-PASS SENSING SYSTEM
• W/LED SIG & APPROACH LAMP	• LEATHER WRAPPED STR WHEEL	• REAR VIEW CAMERA	• INDIV TIRE PRESS MONIT SYS
• PRIVACY GLASS 2ND/3RD ROW	• W/CRUISE AND AUDIO CONTRO	• REVERSE SENSING SYSTEM	• LATCH CHILD SAFETY SYSTEM
• REAR SPOILER, BODY COLOR	• POWERPOINTS	• SECURICODE KEYLESS KEYPAD	• PERIMETER ALARM
• ROOF RACK SIDE RAILS	• PWR DRIVER SEAT - 10 WAY	• SIRIUS XM - SVC N/A AK&HI	• SOS POST CRASH ALERT SYS
• TAILLAMPS-LED	• TILT/TELESCOPE STR COLUMN		
• TRAILER SWAY CONTROL			
• VARIABLE INTERVAL WIPERS			

INCLUDED ON THIS VEHICLE	(MSRP)		(MSRP)
EQUIPMENT GROUP 202A	4,680.00	PRICE INFORMATION	
•DRIVER CONNECT PACKAGE		BASE PRICE	\$35,925.00
•8" LCD TOUCHSCREEN		TOTAL OPTIONS/OTHER	10,230.00
•SYNC 3			
•PREMIUM AUDIO W/9 SPEAKERS			
•REMOTE START SYSTEM			
•DUAL ZONE AUTO TEMP CONTROL		TOTAL VEHICLE & OPTIONS/OTHER	46,155.00
•10-WAY POWER PASSENGER SEAT		DESTINATION & DELIVERY	945.00
•HANDS-FREE, FOOT ACTV LFTGATE			
•FORWARD SENSING SYSTEM			
•HEATED STEERING WHEEL		TOTAL BEFORE DISCOUNTS	47,100.00
•COMFORT PACKAGE W/LEATHER			
		EQUIPMENT GROUP SAVINGS	- 800.00
OPTIONAL EQUIPMENT/OTHER			
2017 MODEL YEAR			
WHITE PLATINUM MET TRI-COAT	595.00		
6-SPEED AUTO TRANSMISSION	NO CHARGE		
P255/50R20 A/S BSW TIRES			
TWIN PANEL MOONROOF	1,695.00		
CLASS III TRAILER TOW PACKAGE	570.00		
XLT SPORT APPEARANCE PACKAGE	1,595.00		
.20" MAGNETIC MET 10-SPK WHEEL			
.ROOF RACK SIDE RAILS - BLACK			
XLT TECH FEATURE BUNDLE	1,095.00		
.BLIS (BLIND SPOT INFO SYSTEM)			
.VOICE-ACTV TOUCH-SCR NAV SYS			
SELECTSHIFT TRANSMISSION			
FLEX-FUEL CAPABILITY			
FRONT LICENSE PLATE BRACKET	NO CHARGE		

	RAMP ONE		TOTAL MSRP \$46,300.00
	CI06		
	RAMP TWO	FINAL ASSEMBLY PLANT	This label is affixed pursuant to the Federal Automobile Information Disclosure Act. Gasoline, License, and Title Fees, State and Local taxes are not included. Dealer installed options or accessories are not included unless listed above.
		CHICAGO	
	METHOD OF TRANSP.	ITEM #: 41-5171 O/T 2	
	CONVOY	HF261 N RB 2X 745 003909 06 26 17	


EPA DOT

Fuel Economy and Environment

E85

Flexible-Fuel Vehicle Gasoline-Ethanol (E85)

Fuel Economy



19 MPG

combined city/hwy

16

city

23

highway

5.3

gallons per 100 miles

Standard SUVs range from 12 to 93 MPG. The best vehicle rates 119 MPGe. Values are based on gasoline and do not reflect performance and ratings based on E85 .

You spend

\$2,750

more in fuel costs over 5 years

compared to the average new vehicle.

Driving Range

Gasoline: 353 miles

Ethanol (E85): 260 miles

Annual fuel cost

\$1,950

Fuel Economy & Greenhouse Gas Rating (tailpipe only)

Smog Rating (tailpipe only)

4

1

10

Best

5

1

10




Best

This vehicle emits 475 grams CO₂ per mile. The best emits 0 grams per mile (tailpipe only). Producing and distributing fuel also create emissions; learn more at fueleconomy.gov.


Actual results will vary for many reasons, including driving conditions and how you drive and maintain your vehicle. The average new vehicle gets 26 MPG and costs \$7,000 to fuel over 5 years. Cost estimates are based on 15,000 miles per year at \$2.45 per gallon. This is a dual fueled automobile. MPGe is miles per gasoline gallon equivalent. Vehicle emissions are a significant cause of climate change and smog. These estimates reflect new EPA methods beginning with 2017 models.

fueleconomy.gov

Calculate personalized estimates and compare vehicles



Smartphone QR Code™



GOVERNMENT 5-STAR SAFETY RATINGS

Overall Vehicle Score

★★★★★

Based on the combined ratings of frontal, side and rollover. Should ONLY be compared to other vehicles of similar size and weight.

Frontal Crash

Driver Passenger

★★★★★

Based on the risk of injury in a frontal impact. Should ONLY be compared to other vehicles of similar size and weight.

Side Crash

Front seat Rear seat

★★★★★

Based on the risk of injury in a side impact.

Rollover

★★★★

Based on the risk of rollover in a single-vehicle crash.

Star ratings range from 1 to 5 stars (★★★★★), with 5 being the highest. Source: National Highway Traffic Safety Administration (NHTSA). www.safercar.gov or 1-888-327-4236



1FM5K8D8XHGD50894



Scan this code to experience this vehicle or text 1FHGD50894 to 48028

or Visit ford.com/windowsticker

Standard messaging & data plan rates may apply.



FORD PROTECT

Insist on Ford Protect! The only extended service plan fully backed by Ford and honored at every Ford dealership in the U.S., Canada and Mexico. See your Ford dealer for additional details, or visit www.FordOwner.com for more information.



FORD CREDIT

Choose the vehicle you want. Whether you decide to lease or finance, you'll find the choices that are right for you. See your Ford Dealer for details or visit www.FordCredit.com.