



Go Further

ford.com

VEHICLE DESCRIPTION

2015 4DR LTD EXPLORER FWD

112.6" WHEELBASE

3.5L V6 TIVCT ENGINE

6-SPEED SELECTSHIFT TRANS

EXTERIOR

TUXEDO BLACK METALLIC

INTERIOR

CHARCOAL BLACK LTHR HEATED

FG B90813

STANDARD EQUIPMENT INCLUDED AT NO EXTRA CHARGE			
<b>EXTERIOR</b> <ul style="list-style-type: none"><li>20" PAINTED ALUM WHEELS</li><li>P255/50R20 A/S BSW TIRES</li><li>AUTO PROJ BEAM HEADLAMPS</li><li>LED TAILLAMPS</li><li>FOG LAMPS</li><li>MIRRORS-PWR FOLDING HEATED W/APPROACH LAMPS &amp; MEMORY</li><li>INTEGRATED SPOTTER MIRRORS</li><li>SECURICODE KEYLESS ENTRY</li><li>PRIVACY GLASS 2ND/3RD ROW</li><li>DOOR HANDLES - CHROME</li><li>ROOF RACK SIDE RAILS</li><li>REAR SPOILER, BODY COLOR</li><li>EXHAUST TIP - CHROME</li><li>EASY FUEL CAPLESS FILLER</li></ul>	<b>INTERIOR</b> <ul style="list-style-type: none"><li>LTHR TRIM FRT HTD MEM SEAT</li><li>10 WAY PWR DRV, 6 WAY PAS</li><li>2ND ROW HEATED SEATS</li><li>2ND ROW 60/40 FOLD FLAT</li><li>3RD ROW - 50/50 FOLD FLAT</li><li>LEATHER WRAPPED STR WHEEL</li><li>W/CRUISE AND AUDIO CONTRO</li><li>DUAL-ZONE ELECTRONIC AUTO CLIMATE CONTROL</li><li>TILT/TELESCOPE STR COLUMN</li><li>ADJUST PEDALS W/MEMORY</li><li>1TOUCH UP/DOWN DR/PASS WIN</li><li>AUTO DIM REARVIEW MIRROR</li><li>AMBIENT LIGHTING</li><li>CARGO NET</li></ul>	<b>FUNCTIONAL</b> <ul style="list-style-type: none"><li>SYNC W/ MYFORD TOUCH</li><li>SYNC SERVICES</li><li>SIRIUS SAT SVC N/A AK&amp;H</li><li>SONY AUDIO SYSTEM</li><li>390 WATT/ 12 SPEAKERS</li><li>INTELLIGENT ACCESS W/PUSH BUTTON START</li><li>REMOTE START</li><li>REAR VIEW CAMERA</li><li>REVERSE SENSING SYSTEM</li><li>UNIVER GARAGE DOOR OPENER</li><li>POWER LOCKS AND MIRRORS</li><li>POWER STEERING W/EPAS</li><li>POWERPOINTS (4)</li><li>110V OUTLET</li></ul>	<b>SAFETY/SECURITY</b> <ul style="list-style-type: none"><li>LATCH CHILD SAFETY SYSTEM</li><li>AIRBAGS - DUAL STAGE FRONT</li><li>AIRBAGS - FRONT SEAT</li><li>MOUNTED SIDE IMPACT</li><li>FRONT PASS. KNEE AIRBAG</li><li>AIRBAGS - SAFETY CANOPY</li><li>SOS POST CRASH ALERT SYS</li><li>PERIMETER ALARM</li><li>TIRE PRESSURE MONITOR SYS</li><li>ADVANCETRAC WITH RSC</li></ul> <b>WARRANTY</b> <ul style="list-style-type: none"><li>3YR/36,000 BUMPER / BUMPER</li><li>5YR/60,000 POWERTRAIN</li><li>5YR/60,000 ROADSIDE ASSIST</li></ul>
<b>INCLUDED ON THIS VEHICLE</b>	<b>(MSRP)</b>	<b>PRICE INFORMATION</b>	
<b>EQUIPMENT GROUP 300A</b>		BASE PRICE	\$38,100.00
<b>OPTIONAL EQUIPMENT/OTHER</b>		TOTAL OPTIONS/OTHER	
SELECT SHIFT TRANSMISSION		TOTAL VEHICLE & OPTIONS/OTHER	38,100.00
FLEXIBLE FUEL		DESTINATION & DELIVERY	895.00

EPA DOT

Fuel Economy and Environment

E85

Flexible-Fuel Vehicle

Gasoline-Ethanol (E85)

Fuel Economy

20

combined city/hwy

17

city

24

highway

5.0

gallons per 100 miles

Standard SUVs range from 13 to 28 MPG. The best vehicle rates 119 MPGe. Values are based on gasoline and do not reflect performance and ratings based on E85 .

You spend

\$2,000

more in fuel costs over 5 years

compared to the average new vehicle.

Driving Range

Gasoline: 372 miles

Ethanol (E85): 279 miles

Annual fuel cost

\$2,600

Fuel Economy & Greenhouse Gas Rating (tailpipe only)

Smog Rating (tailpipe only)

110Best


5

110Best

This vehicle emits 450 grams CO<sub>2</sub> per mile. The best emits 0 grams per mile (tailpipe only). Producing and distributing fuel also create emissions; learn more at fueleconomy.gov.

Actual results will vary for many reasons, including driving conditions and how you drive and maintain your vehicle. The average new vehicle gets 24 MPG and costs \$11,000 to fuel over 5 years. Cost estimates are based on 15,000 miles per year at \$3.50 per gallon. This is a dual fueled automobile. MPGe is miles per gasoline gallon equivalent. Vehicle emissions are a significant cause of climate change and smog.

Smartphone QR Code™



U.S. DEPARTMENT OF ENERGY

U.S. DEPARTMENT OF TRANSPORTATION

U.S. ENVIRONMENTAL PROTECTION AGENCY

fueleconomy.gov

Calculate personalized estimates and compare vehicles

GOVERNMENT 5-STAR SAFETY RATINGS

Overall Vehicle Score

★★★★★

Based on the combined ratings of frontal, side and rollover. Should ONLY be compared to other vehicles of similar size and weight.

Frontal Crash

Driver Passenger

★★★★★

Based on the risk of injury in a frontal impact. Should ONLY be compared to other vehicles of similar size and weight.

Side Crash

Front seat Rear seat

★★★★★


Based on the risk of injury in a side impact.

Rollover


★★★★

Based on the risk of rollover in a single-vehicle crash.


Star ratings range from 1 to 5 stars (★★★★★), with 5 being the highest. Source: National Highway Traffic Safety Administration (NHTSA). www.safercar.gov or 1-888-327-4236



1FM5K7F8XFG90813




Go Further



Scan this code to experience this vehicle or text 1FFGB90813 to 48028


or Visit ford.com/windowsticker

Standard messaging & data plan rates may apply.



Extended Service Plan

Ford ESP is the only extended service plan honored at every Ford dealership in the U.S. and Canada. See your dealer for additional details or visit www.FordOwner.com for more information.



FORD CREDIT

Choose the vehicle you want. Whether you decide to lease or finance, you'll find the choices that are right for you. See your Ford Dealer for details or visit www.FordCredit.com.

1201501292025