



Go Further

ford.com

VEHICLE DESCRIPTION

TAURUS

2015 SEL FWD  
5-PASSENGER  
3.5L V6 TIVCT ENGINE  
6-SPEED AUTO TRANSMISSION

EXTERIOR  
WHITE PLATINUM MET TRI-COAT

INTERIOR  
DUNE LEATHER SEATING

FG 147873

STANDARD EQUIPMENT INCLUDED AT NO EXTRA CHARGE

EXTERIOR

- 18" PAINTED ALUMINUM WHLS
- P235/55R18 A/S BSW TIRES
- AUTO PROJ BEAM HEADLAMPS
- RAISED POWER DOME HOOD
- LED TAILLAMPS
- SUPPLEMENTAL PARK LAMPS
- MIRRORS-MAN FOLD DUAL PWR HEATED WITH APPROACH LAMP
- INTEGRATED SPOTTER MIRRORS
- SECURICODE KEYLESS ENTRY
- QUASI-DUAL EXHAUST SYSTEM
- EXHAUST TIPS - CHROME
- DOOR HANDLES - BODY COLOR
- MINI SPARE TIRE/WHEEL
- EASY FUEL CAPLESS FILLER

INTERIOR

- POWER DRIV AND PASS SEATS - 6-WAY
- 60/40 FOLD-FLAT REAR BENCH
- DUAL ZONE ELEC TEMP CNTRL
- LEATHER WRAPPED STR WHEEL W/ CRUISE, AUDIO AND CLIMATE CONTROL
- TILT/TELESCOPE STR COLUMN
- 1-TOUCH UP/DOWN DRIVER WIN
- CENTER CONSOLE W/ARMREST, STORAGE & 2 CUPHOLDERS
- DUAL ILLUM VANITY MIRRORS
- UNIQUE DOOR/IP APPLIQUES
- MAP POCKETS- DRIVER & PASS
- FRONT AND REAR FLOOR MATS

FUNCTIONAL

- FRONT WHEEL DRIVE
- 6-SPEED SELECTSHIFT TRANS
- POWER STEERING W/EPAS
- 4-WHL DISC BRAKES W / ABS
- CURVE CONTROL
- SYNC W/ MYFORD TOUCH
- SIRIUSXM RADIO W/6 MO. TRI
- REVERSE SENSING AND REAR VIEW CAMERA
- MESSAGE CTR: OUTSIDE TEMP, COMPASS, TRIP COMPUTER
- ELECTROCHROMIC MIRROR
- WIPER ACTIVATED HEADLAMPS
- REMOTE START
- 19.0 GALLON FUEL TANK

SAFETY/SECURITY

- SOS POST CRASH ALERT SYS
- PERSONAL SAFETY SYSTEM
- AIRBAGS - FRONT AND SIDE
- ADVANCETRAC WITH RSC
- SAFETY CANOPY - 2 ROWS
- PERIMETER ALARM
- LATCH CHILD SAFETY SYSTEM
- CHILDPROOF REAR DOOR LOCKS
- ILLUMINATED ENTRY
- MYKEY
- TIRE PRESSURE MONITOR SYS

WARRANTY

- 3YR/36,000 BUMPER / BUMPER
- 5YR/60,000 POWERTRAIN
- 5YR/60,000 ROADSIDE ASSIST

INCLUDED ON THIS VEHICLE

(MSRP)

PRICE INFORMATION

BASE PRICE

\$29,485.00

TOTAL OPTIONS/OTHER

4,930.00

TOTAL VEHICLE & OPTIONS/OTHER

34,415.00

DESTINATION & DELIVERY

825.00

EQUIPMENT GROUP 201A

1,050.00

•AUDIO - W/IP CENTER CH SPEAKE

•HMI W/8" SCREEN PAINTED FP

•SYNC VOICE ACTIVATED SYSTEMS

•PUSH BUTTON START W/REMOTE

•NON-MEMORY ADJUSTABLE PEDALS

OPTIONAL EQUIPMENT/OTHER

2015 MODEL YEAR

WHITE PLATINUM MET TRI-COAT

595.00

HEATED FRONT SEATS

FRONT LICENSE PLATE BRACKET

NO CHARGE

VOICE ACT NAVIGATION SYS

795.00

CALIFORNIA EMISSIONS SYSTEM

NO CHARGE

POWER MOONROOF

995.00

2.77 RATIO REGULAR AXLE


NO CHARGE

LEATHER SEATING


1,495.00

EPA DOT

Fuel Economy and Environment

 Gasoline Vehicle

Fuel Economy

 **23** MPG

combined city/hwy

19 city

29 highway

4.3 gallons per 100 miles

Large Cars range from 14 to 40 MPG. The best vehicle rates 119 MPGe.

You spend

**\$500**

more in fuel costs over 5 years compared to the average new vehicle.

Annual fuel cost

**\$2,300**

Fuel Economy & Greenhouse Gas Rating (tailpipe only)

**5**

1 10 Best

Smog Rating (tailpipe only)

**5**




1 10 Best

This vehicle emits 393 grams CO<sub>2</sub> per mile. The best emits 0 grams per mile (tailpipe only). Producing and distributing fuel also create emissions; learn more at fueleconomy.gov.


Actual results will vary for many reasons, including driving conditions and how you drive and maintain your vehicle. The average new vehicle gets 24 MPG and costs \$11,000 to fuel over 5 years. Cost estimates are based on 15,000 miles per year at \$3.50 per gallon. MPGe is miles per gasoline gallon equivalent. Vehicle emissions are a significant cause of climate change and smog.

fueleconomy.gov

Calculate personalized estimates and compare vehicles



Smartphone QR Code™



GOVERNMENT 5-STAR SAFETY RATINGS

Overall Vehicle Score

★★★★★

Based on the combined ratings of frontal, side and rollover. Should ONLY be compared to other vehicles of similar size and weight.

Frontal Crash

Driver Passenger

★★★★★

Based on the risk of injury in a frontal impact. Should ONLY be compared to other vehicles of similar size and weight.

Side Crash

Front seat Rear seat

★★★★★


Based on the risk of injury in a side impact.

Rollover


★★★★

Based on the risk of rollover in a single-vehicle crash.

Star ratings range from 1 to 5 stars (★★★★★), with 5 being the highest. Source: National Highway Traffic Safety Administration (NHTSA). [www.safercar.gov](http://www.safercar.gov) or 1-888-327-4236




1FAHP2E84FG147873



Extended Service Plan

Ford ESP is the only extended service plan honored at every Ford dealership in the U.S. and Canada. See your dealer for additional details or visit [www.FordOwner.com](http://www.FordOwner.com) for more information.



FORD CREDIT

Choose the vehicle you want. Whether you decide to lease or finance, you'll find the choices that are right for you. See your Ford Dealer for details or visit [www.FordCredit.com](http://www.FordCredit.com).

	RAMP ONE		TOTAL MSRP \$35,240.00	
	CA3K			
	RAMP TWO	FINAL ASSEMBLY PLANT	This label is affixed pursuant to the Federal Automobile Information Disclosure Act. Gasoline, License, and Title Fees, State and Local taxes are not included. Dealer installed options or accessories are not included unless listed above.	
		CHICAGO		
	METHOD OF TRANSP.	ITEM #: 11-A702 O/T 2		
	CONVOY	FB121 N RA 2X 520 000407 02 12 15		

1201502200078